

DESIGN BY INGA SEMPÉ

HAY

MATIN FLOOR LAMP

HIGHLIGHTS

- Part of a progressive and technologically advanced lighting collection
- A family of contemporary table, floor, ceiling and wall lamps
- Elegant floor lamp with a steel wire bent frame, paired with a pleated cotton shade in different colours
- CE approved
- Integrated LED light source ensuring a life span of at least 25,000 hours of use
- Inline step dimmer floor switch
- Suitable for both private and office environments



MATIN FLOOR LAMP

DESIGN BY INGA SEMPÉ

The Matin Floor Lamp offers a contemporary yet poetic design, with a construction that combines visual delicacy with physical robustness. The flat-packed design consists of a slender polished brass steel frame complemented with matte black hardware and zinc alloy joints at the base, which is paired with a pleated cotton shade in a variety of carefully selected colours. The light source is an integrated LED, offering a diffused light which is accompanied by a digital in-line dimmer floor switch to adjust the output of light if required.

Inga Sempé is a French designer who lives and works in Paris. A graduate of the Ecole Nationale Supérieure de Création Industrielle (ENSCI) in Paris (1993), she also took up a scholarship at the Villa Medici, Académie de France in Rome (2000 – 2001). She was awarded the Red Dot Design Award in 2007. Her work is known for a lightness of touch, for a strong personality and for a particularly tactile nature. The idea of everyday use is at the centre of Sempé's approach and she often seeks out materials with special properties to answer the need of a daily function. For HAY, she has created Matin and Mousqueton Lamps, Pandarine Sofa, and the accessories Pinorama, Ruban Mirror and Fonte Candleholder.



Inga Sempé



Matin Floor Lamp 500 | White shade



Matin Floor Lamp 500 | Peach shade



Matin Floor Lamp 500 | Peach shade



MATERIALS

SHADE
Cotton fabric laminated to a PVC sheet. Black top screw in injection moulded ABS

BODY
Bent steel wire with polished brass finish, precision cast steel counter weight and injection moulded ABS

CORD
Black silicone cable

INLINE SWITCH
Injection moulded ABS

PRODUCT INFORMATION

DESIGN YEAR
2023

COUNTRY OF ORIGIN
China

COLOUR & FINISH

Please note that the colours are indicative



White



Lavender

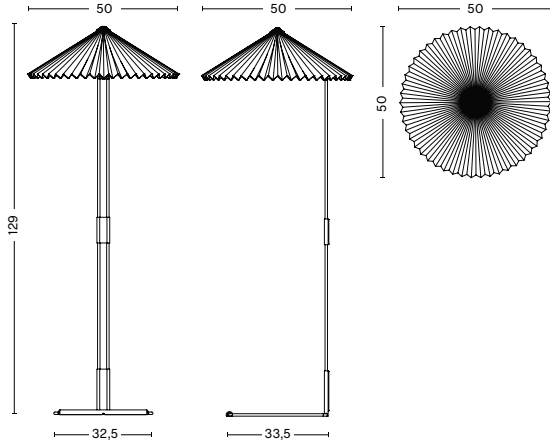


Yellow



Peach

DIMENSIONS



MATIN FLOOR LAMP 500
Width 50 cm
Depth 50 cm
Height 129 kg



TECHNICAL SPECIFICATION

LIGHT SOURCE
Integrated LED, 12W, 420lm, 2600K warm white

DIMMABLE
Yes

POWER SUPPLY
220-240V AC at 50/60Hz

IP
20

CORD LENGTH
270 cm

SWITCH
Inline step dimmer floor switch. Located 50 cm from lamp base

TEST SPECIFICATION OUTPUTS

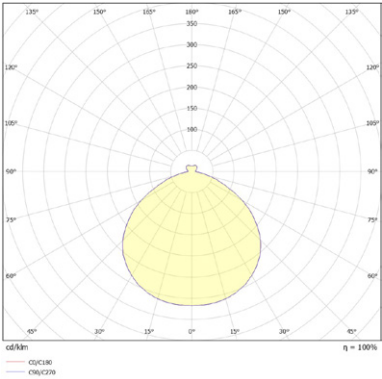
Photometrics and the test specification shown is taken using the integrated LED bulb fitted in the production luminaire

LUMEN (LM)
420lm

KELVIN (CCT)
2600K warm white

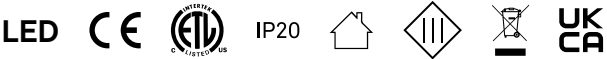
CRI (1-100)
84

PHOTOMETRICS



CERTIFICATES

CE APPROVED
This product has been assessed and complies with the essential requirements of the relevant European directives.



Tested according to the following European EN IEC standards which relate specifically to electrical lighting products including.

- EN 55015:2013 (radio disturbance)
- EN 61547:2009 (EMC immunity)
- EN 61000-3-2:2014 (EMC compatibility)
- EN 61000-3-3:2013 (EMC compatibility)
- EN 60598-2-4:1997 (portable luminaires)
- EN 60598-1:2015 (general requirements)
- EN 62493:2010 (human exposure to EMC)

DOWNLOADS

Packshots and lifestyle photos, 2D / 3D files, care and maintenance, instructions, test certificates, product fact sheets, and product presentations are available in our Digital Library at hay.com.

[LINK TO DIGITAL LIBRARY](#)

